

TRIAxIAL CONNECTORS FOR BROADCASTING USA STANDARD 4A SERIES



4A Series (75 Ω) for TV camera applications

For video applications LEMO offers a range of dedicated connectors adapted to US standards. Especially conceived to connect Triax television cameras to their control equipment, the 4A Series connectors are widely used by the most important

manufacturers of professional video cameras. These connectors can either be used outdoors or indoors. This Series is compatible with the Kings TRI-LOC KP80●● Series.

Technical Characteristics

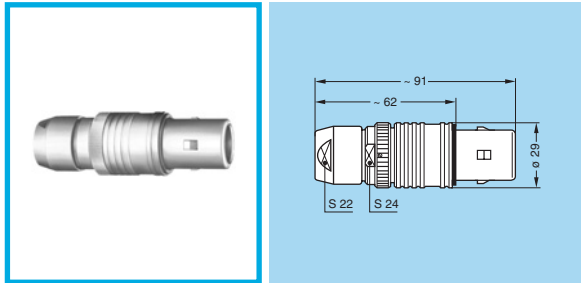
| Characteristics | Triax | Standard |
|---------------------|----------------|---------------|
| Impedance | 75 Ω | – |
| Operating frequency | 2.5 GHz | – |
| VSWR (f= GHz) | 1.01 + 0.076 f | IEC 60169-1-1 |
| Contact resistance | < 3 m Ω | IEC 60512-2 |

| Characteristics | Triax | Standard |
|------------------------------------|---------|-------------|
| Contact resistance internal screen | < 1 m Ω | – |
| Watertightness | IP61 | IEC 60529 |
| Test voltage | 2 kV AC | IEC 60512-2 |

Recommended cables

| Reference | Basic coaxial cable | Cable groupe |
|-------------------------|---------------------|--------------|
| Belden 8232A | RG.59/U | 1 |
| Belden 9192-9232 | RG.11/U | 7 |
| Belden 9267 | RG.59/U | 3 |
| Belden 8233A | RG.11/U | 6 |
| Fujikura 4.8/1.0 EFTXF | | 2 |
| Fujikura 9.6/2.22 EFTXF | | 0 |
| GEPCO LVT 61811 | RG.11/U | 7 |
| MOHAWK M52479 | RG.11/U | 7 |

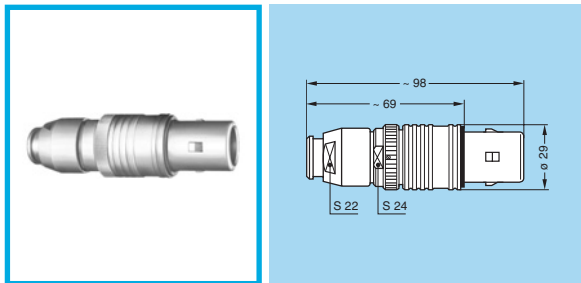
| Reference | Basic coaxial cable | Cable groupe |
|----------------|---------------------|--------------|
| MOHAWK M80248 | RG.59/U | 1 |
| MOHAWK M56301 | | 5 |
| DRAKA Triax 8 | | 2 |
| DRAKA Triax 11 | | 5 |
| DRAKA Triax 14 | | 0 |
| Triax Type A2 | | 9 |
| Triax Type B2 | | 7 |



Note: FXB is FFB without earthing sleeve.
FXC is FFB without earthing sleeve, without safety ring.

FFB, FX• Straight plug with safety ring and cable collet

| Part Number | Cable groupe |
|-------------------|--------------|
| FFB.4A.675.CTCC90 | 9 |
| FFB.4A.675.CTCC95 | 3 |
| FFB.4A.675.CTCC85 | 2 |
| FFB.4A.675.CTCC97 | 1 |
| FFB.4A.675.CTCC11 | 5 |
| FFB.4A.675.CTCC13 | 7 |
| FFB.4A.675.CTCC14 | 6 |
| FFB.4A.675.CTCC16 | 0 |

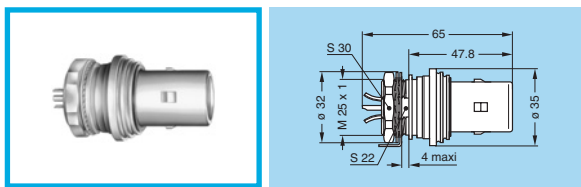


Note: FXB is FFB without earthing sleeve.
FXC is FFB without earthing sleeve, without safety ring.

FFB, FX• Straight plug, cable collet and nut for fitting a bend relief

| Part Number | Cable groupe |
|--------------------|--------------|
| FFB.4A.675.CTCC90Z | 9 |
| FFB.4A.675.CTCC95Z | 3 |
| FFB.4A.675.CTCC85Z | 2 |
| FFB.4A.675.CTCC97Z | 1 |
| FFB.4A.675.CTCC11Z | 5 |
| FFB.4A.675.CTCC13Z | 7 |
| FFB.4A.675.CTCC14Z | 6 |
| FFB.4A.675.CTCC16Z | 0 |

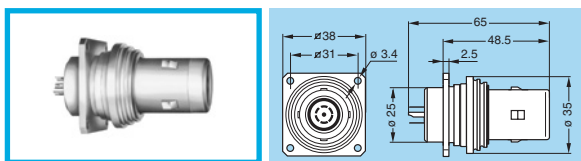
Note:
The bend relief must be ordered separately.



FBF, FXF Fixed plug with round flange and tag, nut fixing

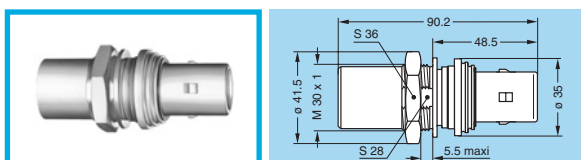
| Part Number | Weight (g) |
|----------------|------------|
| FBF.4A.675.CTA | 154 |
| FXF.4A.675.CTA | 154 |

Note:
FXF is FBF with earthing sleeve.



FBK Fixed plug with square flange and tag, nut fixing, with earthing sleeve

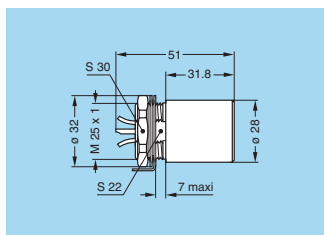
| Part Number | Weight (g) |
|----------------|------------|
| FBK.4A.675.CTA | 165 |



FAP Fixed coupler, nut fixing, round flange with plug and socket

| Part Number | Weight (g) |
|----------------|------------|
| FAP.4A.675.CTA | 238 |

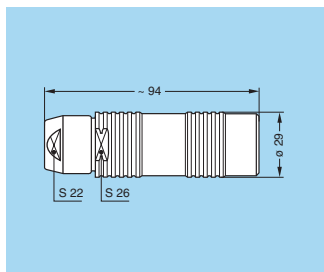

Note:
all dimensions are in millimetres.



EHN Fixed socket with visible shell and tag, nut fixing

| Part Number | Weight (g) |
|----------------|------------|
| EHN.4A.675.CTL | 115 |

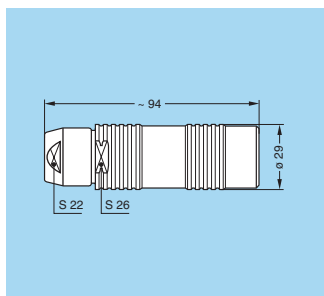

Note: EXN is EHN with earthing crown



PCA Free socket with cable collet

| Part Number | Cable groupe |
|-------------------|--------------|
| PCA.4A.675.CTRC90 | 9 |
| PCA.4A.675.CTRC95 | 3 |
| PCA.4A.675.CTRC85 | 2 |
| PCA.4A.675.CTRC97 | 1 |
| PCA.4A.675.CTRC11 | 5 |
| PCA.4A.675.CTRC13 | 7 |
| PCA.4A.675.CTRC14 | 6 |
| PCA.4A.675.CTRC16 | 0 |

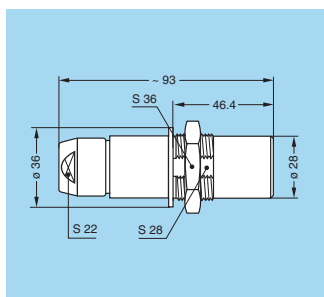

Note: This model is also available with a nut for fitting a bend relief, add a «Z» at the end of the part number. The bend relief must be ordered separately.



PXA Free socket with cable collet and earthing crown

| Part Number | Cable groupe |
|-------------------|--------------|
| PXA.4A.675.CTRC90 | 9 |
| PXA.4A.675.CTRC95 | 3 |
| PXA.4A.675.CTRC85 | 2 |
| PXA.4A.675.CTRC97 | 1 |
| PXA.4A.675.CTRC11 | 5 |
| PXA.4A.675.CTRC13 | 7 |
| PXA.4A.675.CTRC14 | 6 |
| PXA.4A.675.CTRC16 | 0 |

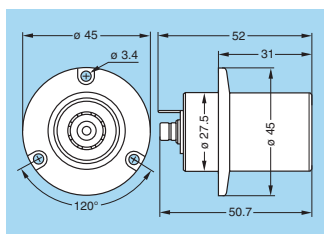

Note: This model is also available with a nut for fitting a bend relief, add a «Z» at the end of the part number. The bend relief must be ordered separately.



PEH Free socket, nut fixing, round flange with earthing crown

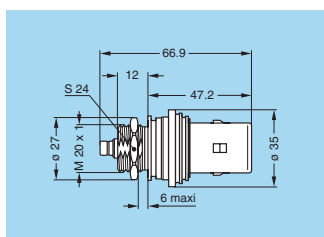
| Part Number | Cable groupe |
|-------------------|--------------|
| PEH.4A.675.CTRC90 | 9 |
| PEH.4A.675.CTRC95 | 3 |
| PEH.4A.675.CTRC85 | 2 |
| PEH.4A.675.CTRC97 | 1 |
| PEH.4A.675.CTRC11 | 5 |
| PEH.4A.675.CTRC13 | 7 |
| PEH.4A.675.CTRC14 | 6 |
| PEH.4A.675.CTRC16 | 0 |

Note: This model is also available with a nut for fitting a bend relief, add a «Z» at the end of the part number. The bend relief must be ordered separately.



AZB Adapter, consisting of a LEMO socket and a triax SMZ socket

| Part Number | Weight (g) |
|----------------|------------|
| AZB.4A.675.CTL | 133 |



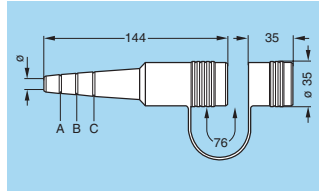
AZG Adapter, nut fixing, consisting of a LEMO socket and a triax SMZ socket

| Part Number | Weight (g) |
|----------------|------------|
| AZG.4A.675.CTA | 150 |

Note: all dimensions are in millimetres.



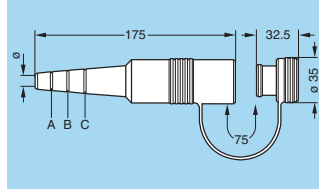
Accessories



GMF Bend relief with cap for plugs

| Part Number | For models |
|-------------------|-------------|
| GMF.4A.080.145.NN | FFB-FXB-FXC |

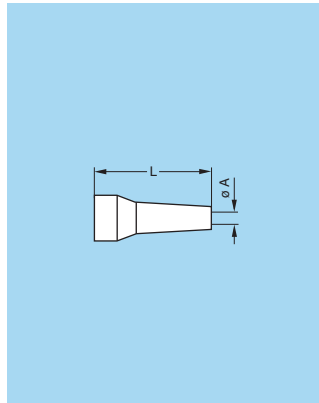
Note: Material: Black neoprene.
This bend relief can be used for all 4A cable groups (ϕ min 7 mm, ϕ max 16 mm).



GMP Bend relief with cap for free sockets

| Part Number | For models |
|-------------------|------------|
| GMP.4A.080.145.NN | PCA-PXA |

Note: Material: Black neoprene.
This bend relief can be used for all 4A cable groups (ϕ min 7 mm, ϕ max 16 mm).



GMA Bend relief for FFB, PCA, PXA and PEH models with nut for fitting a bend relief

| Part Number | Dimensions (mm) | | | |
|---------------|-----------------|----|--------------|------|
| | Bend relief | | Cable ϕ | |
| | A | L | max. | min. |
| GMA.4B.080.DG | 8.0 | 60 | 9.0 | 8.0 |
| GMA.4B.010.DG | 10.0 | 60 | 10.9 | 10.0 |
| GMA.4B.011.DG | 11.0 | 60 | 11.9 | 11.0 |
| GMA.4B.012.DG | 12.0 | 60 | 13.0 | 12.0 |
| GMA.4B.013.DG | 13.5 | 60 | 14.5 | 13.5 |

| Ref. | Colour |
|------|--------|
| A | blue |
| B | white |
| G | grey |


| Ref. | Colour |
|------|--------|
| J | yellow |
| M | brown |
| N | black |

| Ref. | Colour |
|------|--------|
| R | red |
| S | orange |
| V | green |

Note:
Material: Polyurethane elastomer
Temperature range in dry atmosphere: -40°C +80°C

Note: The last letter «G» of the part number indicates the colour grey of the bend relief. For others colour, refer to the above table and replace letter «G» by the letter of the colour required.

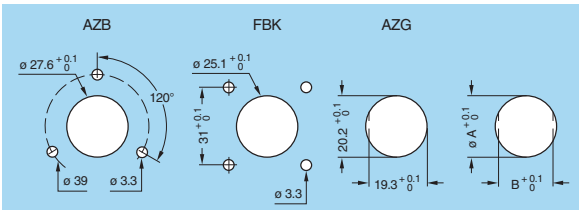
Tooling



DPD Crimping tool

| Part Number | Cable groupe |
|---------------|--------------|
| DPE.99.271.5K | 1-2-3-9 |
| DPD.99.211.2K | 5-6-7 |
| DPD.99.301.3K | 0 |

Panel cut-outs



| Model | Dimensions (mm) | |
|-------------|-----------------|------|
| | A | B |
| EHN-EXN | 26 | 22.5 |
| PEH-FAP-FXP | 31 | 28.7 |
| FBF-FXF | 26 | 22.2 |

Note: all dimensions are in millimetres.

LEMO HEADQUARTERS

SWITZERLAND
LEMO SA
Chemin des Champs-Courbes 28 - P.O. Box 194 - CH-1024 Ecublens
Tél. (+41 21) 695 16 00 - Fax (+41 21) 695 16 02 - e-mail: info@lemo.com

www.lemo.com